

## Excel Plus Category 6 Surface Mount Boxes



25 Year System Warranty

Supports Gigabit Ethernet

Choice of Colours

### Features

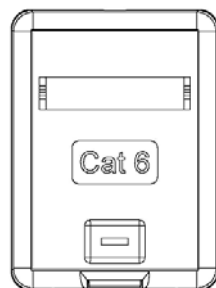
- Category 6 compliant
- Provides convenient workstation outlet for Gigabit Ethernet applications
- Available in a choice of port density
- Shuttered outlets as standard
- Choice of black or white
- Built in labelling field
- Supplied with cable ties and fixing kit
- Lifetime Product Warranty
- 25 Year System Warranty
- BSRIA Number 1 private label, by market share for the last three years

### Product Overview

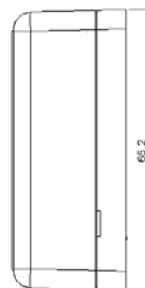
The new Excel Plus surface mount boxes can be used in a wide variety of applications and provide a quick and easy method of installing up to 6 outlets to work areas. These shuttered units can be installed in desk clusters, beneath retail counters, under floors or wall mounted. They are also ideal for temporary or emergency installations.

### 1 Port version

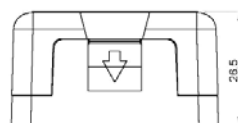
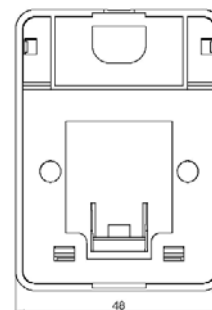
Top Aspect



Side Aspect



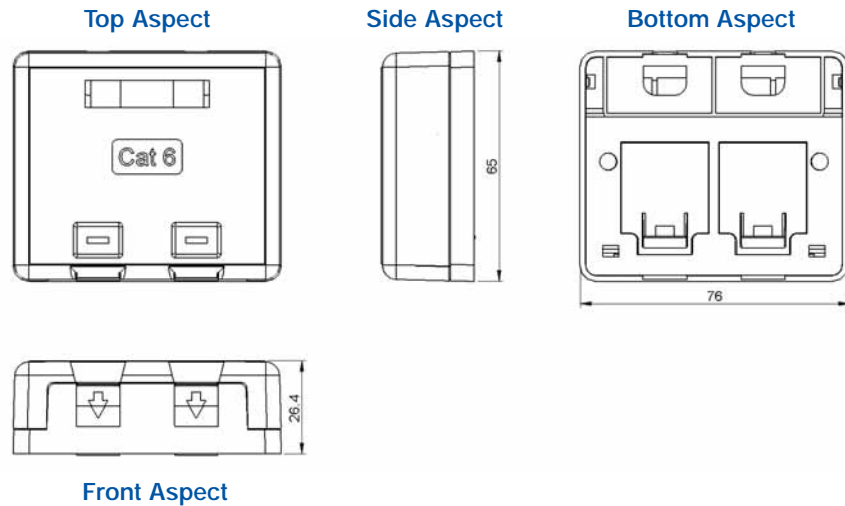
Bottom Aspect



Front Aspect

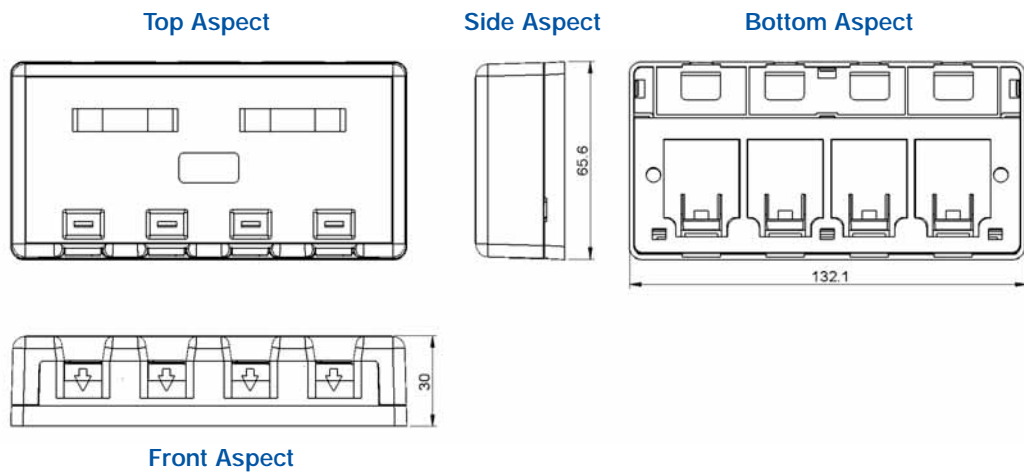
## 2 Port version

---



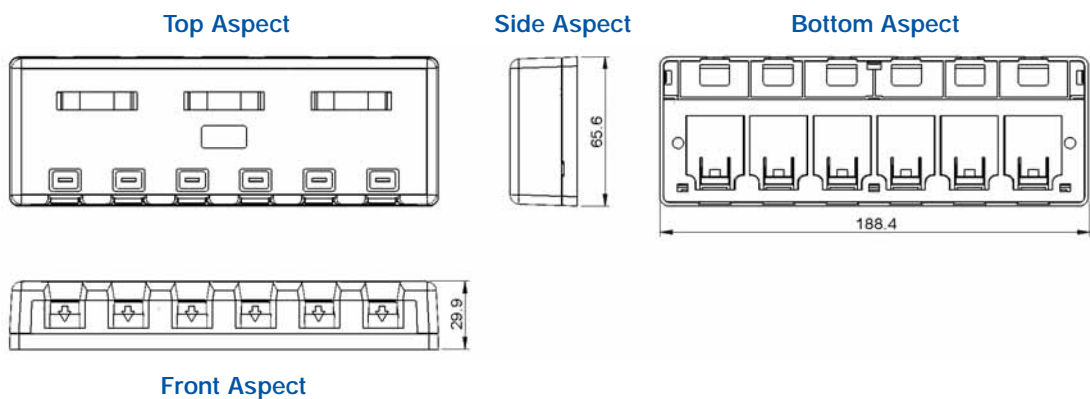
## 4 Port version

---



## 6 Port version

---



## Performance Overview

The Excel Plus surface mount boxes are manufactured and tested to the Category 6 performance standards defined by the EIA/TIA, ISO and EN standards bodies. A range of performance characteristics are tested up to 250MHz including return loss, attenuation and near and far end crosstalk (NEXT and FEXT) for which both worst case and power sum tests are completed. Actual performance far exceeds the required standard – when tested in isolation and in circuit – resulting in significant headroom for even the most demanding of applications.

As well as providing link and channel compliance – when installed with Excel category 6 components – with the aforementioned specification – the box is also backward compatible with Category 5 and 5e components.

## Performance / Specification Table

Specification:	Category 6 ISO/IEC 11801 Class E, TIA/EIA-568B.2-1
Wiring Specification:	<i>1 Port:</i> TIA 568A/568B <i>2 Port:</i> TIA 568A/568B <i>4 Port:</i> TIA 568A/568B <i>6 Port:</i> TIA 568A/568B
Dimensions:	<i>1 Port:</i> 48mm wide x 65.2mm deep x 26.2mm high <i>2 Port:</i> 76mm wide x 65mm deep x 26.1mm high <i>4 Port:</i> 132.1mm wide x 65.6mm deep x 29.8mm high <i>6 Port:</i> 188.4mm wide x 65.6mm deep x 29.7mm high
Installation Recommendation:	Suits any open office or compact office environment
RJ45 Jack:	Min. life 750 insertions
RJ45 Jack:	50 Micron Gold Plated contact pins
IDC Contacts:	Suitable for 110 compatible tooling. Maximum 200 reterminations
NEXT at 250MHz	Category 6 39.50dB @250MHz (Power Sum)
FEXT at 250MHz	Category 6 26.20dB @250MHz (Power Sum)

## System Warranty

When installed with Excel Patch leads and Excel Cable by an accredited Excel Cabling Partner, this product is supported by a comprehensive 25 year product and applications warranty.

## Typical Applications

- 10 Base-T
- 100 Base-TX
- Token Ring
- 1000 Base T Gigabit Ethernet
- 155 Mbps ATM
- 622 Mbps ATM

## Part Number Information

Part No.	Description
100-006	Excel Plus 1 Port Cat6 Surface Mount Box White
100-006-BK	Excel Plus 1 Port Cat6 Surface Mount Box Black
100-007	Excel Plus 2 Port Cat6 Surface Mount Box White
100-007-BK	Excel Plus 2 Port Cat6 Surface Mount Box Black
100-008	Excel Plus 4 Port Cat6 Surface Mount Box White
100-008-BK	Excel Plus 4 Port Cat6 Surface Mount Box Black
100-009	Excel Plus 6 Port Cat6 Surface Mount Box White
100-009-BK	Excel Plus 6 Port Cat6 Surface Mount Box Black



Excel is a complete, end-to-end networking solution, offering exceptional performance and support, manufactured to European quality standards and covered by one warranty.

Contact us at [sales@excel-networking.com](mailto:sales@excel-networking.com)

[WWW.EXCEL-NETWORKING.COM](http://WWW.EXCEL-NETWORKING.COM)